



**ALTA**  
WINDOW FASHIONS

*design simplified*

# VERTICAL SHADINGS

Pricing effective April 17, 2023 and supersedes all previous pricing.  
Subject to change by Alta Window Fashions.

---

## SUMMARY OF REVISIONS

---

---

# TABLE OF CONTENTS

---

## Product Overview

- Features and Benefits ..... 2
- Style Information ..... 3
- Color Charts ..... 3

## Pricing Groups

- Pricing Group 1 Translucent, Options, Minimum, Maximum ..... 4
- Pricing Group 2 Light Dimming, Options, Minimum, Maximum ..... 5

## Product Specifications

- Configuration Specifications ..... 6
- Stacking Chart ..... 7-8

**Product Components Guide** – product components pages are now featured in a separate guide for quick reference. [Click here to view.](#)

### **Oversize Common Carrier Delivery**

All orders with any quantity of shades or blinds or any continuous valance 90" or more in width/height are considered oversize. Therefore, a net shipping charge per oversized unit will be assessed.

Oversized orders that require expedited shipping will be quoted and charged accordingly.

Please see General Information for additional freight and shipping charge information.

---

## FEATURES & BENEFITS

---



- Light-dimming and translucent fabrics beautifully complement our Window Shadings, offering a coordinated look in the same room
- Ideal for covering large window expanses and sliding glass doors up to 192" wide and 120" in height
- Control options include a combination wand/cord or moving wand for operating convenience
- Limited Lifetime Warranty on both programs ensures customer satisfaction

## STYLE INFORMATION AND COLOR CHART


Style Name	Price Group	Color Name	Color #
<b>Township</b> Translucent	1	Light White	TSLF-6780
	1	Daylight	TSLF-6781
	1	Morning White	TSLF-6782
	1	Linen Cloth	TSLF-6783
	1	Serenity	TSLF-6784
	1	Summer Clouds	TSLF-6785
<b>Township</b> Light Dimming	2	Light White	TSRD-6780
	2	Daylight	TSRD-6781
	2	Morning White	TSRD-6782
	2	Linen Cloth	TSRD-6783
	2	Serenity	TSRD-6784
	2	Summer Clouds	TSRD-6785




Unobstructed view when sheers are stacked back.



Partially private view when vanes are slightly rotated.



Soft, diffused light when sheers are drawn closed and vanes are opened.



Increased privacy when vanes are closed.

**Township – Translucent**

- Daylight, TSLF-6781
- Light White, TSLF-6780
- Linen Cloth, TSLF-6783
- Morning White, TSLF-6782
- Serenity, TSLF-6784
- Summer Clouds, TSLF-6785

**Group 1  
Translucent (TSLF)**

WIDTH TO:	24"	36"	48"	54"	60"	66"	72"	78"	84"	90"	96"	108"	120"	132"	144"	156"	174"	192"
HEIGHT TO:																		
48"	\$887	1100	1285	1375	1478	1607	1705	1796	1906	2043	2160	2333	2791	3080	3300	3500	3817	4136
60"	976	1222	1452	1562	1689	1840	1950	2058	2187	2343	2488	2691	3163	3480	3710	3937	4282	4626
72"	1069	1375	1672	1806	1950	2127	2260	2398	2543	2725	2887	3324	3860	4242	4536	4836	5262	5716
84"	1141	1496	1861	2010	2171	2370	2515	2670	2835	3024	3207	3480	4033	4429	4726	5035	5489	5954
96"	1234	1613	1960	2127	2298	2498	2663	2835	2997	3217	3406	3772	4352	4781	5107	5448	5947	6454
108"	1471	1929	2381	2598	2852	3124	3344	3561	3781	4033	4275	4637	5201	5632	5965	6302	6812	7332
120"	1651	2171	2698	2952	3280	3611	3854	4116	4371	4664	4918	5356	5873	6302	6637	6974	7474	7982

Note: The color is carried by the sheer fabric. The vanes are always white.

SIZE STANDARDS – COMBINATION WAND/CORD	
Minimum Width	12"
Maximum Width	192"
Minimum Height	24"
Maximum Height	120"

SIZE STANDARDS – OPTIONAL MOVING WAND	
Minimum Width	12"
Maximum Width	144"
Minimum Height	24"
Maximum Height	100"

**OPTIONS: SPECIFY ON ORDER**

- **Optional Moving Wand**  
Note: Moving wand only available with outside mount, side stack.

Moving Wand Drops	
Ordered Height	Wand
24" to 48"	23"
48-1/8" to 84"	30"
84-1/8" to 100"	40"

- **Mounting** – Inside (IB) or Outside (OB)  
**Important:** Vertical Shadings are not recommended as inside (IB) mounts due to light gaps that occur on the sides of the sheer when vanes are closed.

- **Standard Wand/Cord Drops**

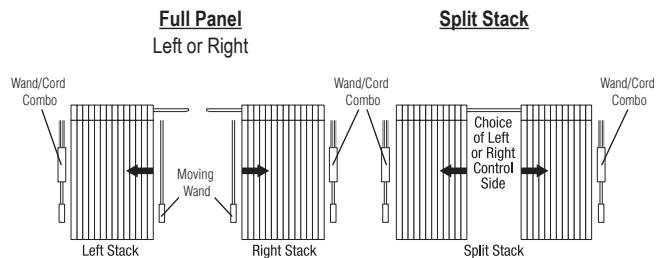
Wand/Cord Drops	
Ordered Height	Standard Wand/Cord Drop
24" to 40"	21-1/4"
40-1/8" to 60"	33-1/4"
60-1/8" to 85"	45-1/4"
85-1/8" to 95"	57-1/4"
95-1/8" to 105"	69-1/4"
105-1/8" to 120"	75-1/4"

**NOTES:**

**Wand/cord drop** is measured from top of fabric. to bottom of wand.

**Optional wand/cord drops** may be specified in any of the standard drop lengths

- **Stacking Position** – left, right or split  
**Stack Options:**



**Split stack add \$345 per vertical shadings**

- **Control Positions** – left or right
- **The Moving Wand** control is located on the side opposite of where the fabric stacks
- **Operation** – Pulling the wand moves the sheers back and forth across the window, and tilting the wand opens and closes the vanes



**Township – Light Dimming**

- Daylight, TSRD-6781
- Light White, TSRD-6780
- Linen Cloth, TSRD-6783
- Morning White, TSRD-6782
- Serenity, TSRD-6784
- Summer Clouds, TSRD-6785

**Group 2  
Light Dimming (TSRD)**

WIDTH TO:	24"	36"	48"	54"	60"	66"	72"	78"	84"	90"	96"	108"	120"	132"	144"	156"	174"	192"
HEIGHT TO:																		
48"	\$1058	1317	1544	1651	1772	1929	2043	2149	2281	2443	2598	2797	3344	3700	3951	4202	4584	4964
60"	1179	1471	1743	1882	2026	2215	2343	2480	2629	2808	2990	3228	3799	4172	4447	4726	5139	5555
72"	1279	1662	2010	2160	2343	2543	2718	2873	3052	3270	3461	3992	4637	5101	5438	5801	6320	6867
84"	1369	1796	2226	2405	2605	2842	3018	3207	3400	3633	3854	4172	4836	5312	5672	6047	6591	7146
96"	1478	1944	2351	2543	2752	2997	3196	3400	3601	3860	4092	4527	5227	5737	6127	6540	7139	7748
108"	1760	2315	2852	3117	3428	3755	4009	4282	4536	4846	5128	5555	6238	6747	7156	7560	8179	8795
120"	1981	2605	3234	3535	3937	4326	4626	4939	5252	5599	5910	6430	7056	7560	7969	8368	8967	9576

Note: The color is carried by the sheer fabric. The vanes are always white.

SIZE STANDARDS – COMBINATION WAND/CORD	
Minimum Width	12"
Maximum Width	192"
Minimum Height	24"
Maximum Height	120"

SIZE STANDARDS – OPTIONAL MOVING WAND	
Minimum Width	12"
Maximum Width	144"
Minimum Height	24"
Maximum Height	100"

**OPTIONS: SPECIFY ON ORDER**

• **Optional Moving Wand**

Note: Moving wand only available with outside mount, side stack.

Moving Wand Drops	
Ordered Height	Wand
24" to 48"	23"
48-1/8" to 84"	30"
84-1/8" to 100"	40"

• **Mounting** – Inside (IB) or Outside (OB)

**Important:** Vertical Shadings are not recommended as inside (IB) mounts due to light gaps that occur on the sides of the sheer when vanes are closed.

• **Standard Wand/Cord Drops**

Wand/Cord Drops	
Ordered Height	Standard Wand/Cord Drop
24" to 40"	21-1/4"
40-1/8" to 60"	33-1/4"
60-1/8" to 85"	45-1/4"
85-1/8" to 95"	57-1/4"
95-1/8" to 105"	69-1/4"
105-1/8" to 120"	75-1/4"

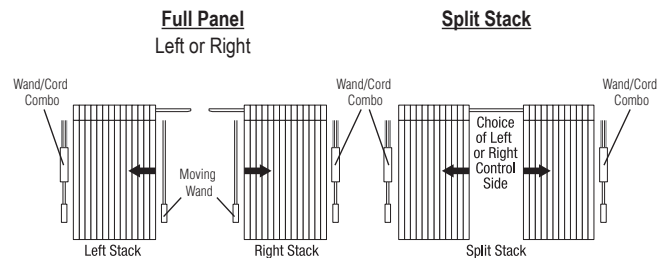
**NOTES:**

**Wand/cord drop** is measured from top of fabric, to bottom of wand.

**Optional wand/cord drops** may be specified in any of the standard drop lengths

• **Stacking Position** – left, right or split

Stack Options:



**Split stack add \$345 per vertical shadings**

• **Control Positions** – left or right

• **The Moving Wand** control is located on the side opposite of where the fabric stacks

• **Operation** – Pulling the wand moves the sheers back and forth across the window, and tilting the wand opens and closes the vanes

## PRODUCT CONFIGURATION SPECIFICATIONS

### TENTING

- When sheers are stacked, it is normal for them to flare out or “tent” at the bottom, or to stack irregularly due to the heavier fabric.
- To minimize tenting, the consumer can simply close the sheer less tightly.

INSIDE MOUNT	
Minimum casement depth:	1"
Minimum casement depth, fully recessed	6-1/4"

OUTSIDE MOUNT	
Minimum mounting surface height, standard bracket	1-1/8"
Minimum mounting surface height, extension bracket	1-3/8"
Recommended top overlap	5"
Recommended minimum overlap per side (and bottom overlap when product does not hang to the floor)	5"
Recommended bottom clearance, when the vertical sheer hangs to the floor (deduct before ordering)	1/2"

SIDE MOUNT	
Not available with side mount	

**Important:** Vertical Shadings are not recommended as inside (IB) mounts due to light gaps that occur on the sides of the sheer when vanes are closed.

**Note:** Moving wand **only** available with outside mount, side stack.

NOTE: WIDTH AND HEIGHT MAY VARY ± 1/8"	
INSIDE MOUNT – Finished Dimensions (allowances taken from ordered dimensions)	
Fabric Width	-1/4"
Headrail width - Side stack	-1 1/2"
Headrail width - Split stack	-1 1/4"
Fabric height overall	-3/4"
Top clearance	-1/4"
Bottom clearance	-1/2"

OUTSIDE MOUNT – Finished Dimensions (allowances taken from ordered dimensions)	
Fabric Width	Ordered width
Headrail width - Side stack	-1 1/4"
Headrail width - Split stack	-1"
Fabric height overall (for top clearance)	-1/4"

Fabric Header (height)	5 1/4"
------------------------	--------



# STACKBACK CHART – OUTSIDE (OB) MOUNT

**Fabric Stackback** – "Stackback" is the width of the fabric panel when the sheer is fully drawn. This is an important dimension to consider when the customer wants an outside-mounted sheer to completely uncover the window or door opening (see below).

**Using the Stackback Chart** – Determine the desired uncovered width when the sheer is fully drawn. Locate that width on the Stackback chart. Move across the row to find the correct ordered width. The Stackback dimension is shown in the column between the ordered width and uncovered width.

## Side Stack – 3 1/2" Vanes

Uncovered Width Up	Stackback Up To	Ordered Width
4 3/4"	8"	12 3/4"
7 1/8"	8 1/2"	15 5/8"
9 1/2"	9"	18 1/2"
11 7/8"	9 1/2"	21 3/8"
14 1/4"	10"	24 1/4"
16 5/8"	10 1/2"	27 1/8"
19"	11"	30"
21 3/8"	11 1/2"	32 7/8"
23 3/4"	12"	35 3/4"
26 1/8"	12 1/2"	38 5/8"
28 1/2"	13"	41 1/2"
30 7/8"	13 1/2"	44 3/8"
33 1/8"	14"	47 1/8"
35 1/2"	14 1/2"	50"
37 7/8"	15"	52 7/8"
40 1/4"	15 1/2"	55 3/4"
42 5/8"	16"	58 5/8"
45"	16 1/2"	61 1/2"
47 3/8"	17"	64 3/8"
49 3/4"	17 1/2"	67 1/4"
52 1/8"	18"	70 1/8"
54 1/2"	18 1/2"	73"
56 7/8"	19"	75 7/8"
59 1/4"	19 1/2"	78 3/4"
61 1/2"	20"	81 1/2"
63 7/8"	20 1/2"	84 3/8"
66 1/4"	21"	87 1/4"
68 5/8"	21 1/2"	90 1/8"
71"	22"	93"
73 3/8"	22 1/2"	95 7/8"
75 3/4"	23"	98 3/4"
78 1/8"	23 1/2"	101 5/8"
80 1/2"	24"	104 1/2"
82 7/8"	24 1/2"	107 3/8"
85 1/4"	25"	110 1/4"
87 5/8"	25 1/2"	113 1/8"

Uncovered Width Up	Stackback Up To	Ordered Width
90"	26"	116"
92 1/4"	26 1/2"	118 3/4"
94 5/8"	27"	121 5/8"
97"	27 1/2"	124 1/2"
99 3/8"	28"	127 3/8"
101 3/4"	28 1/2"	130 1/4"
104 1/8"	29"	133 1/8"
106 1/2"	29 1/2"	136"
108 7/8"	30"	138 7/8"
111 1/4"	30 1/2"	141 3/4"
113 5/8"	31"	144 5/8"
116"	31 1/2"	147 1/2"
118 3/8"	32"	150 3/8"
120 5/8"	32 1/2"	153 1/8"
123"	33"	156"
125 3/8"	33 1/2"	158 7/8"
127 3/4"	34"	161 3/4"
130 1/8"	34 1/2"	164 5/8"
132 1/2"	35"	167 1/2"
134 7/8"	35 1/2"	170 3/8"
137 1/4"	36"	173 1/4"
139 5/8"	36 1/2"	176 1/8"
142"	37"	179"
144 3/8"	37 1/2"	181 7/8"
146 3/4"	38"	184 3/4"
149 1/8"	38 1/2"	187 5/8"
151 3/8"	39"	190 3/8"
152 1/2"	39 1/2"	192"

**Notes:**

- The maximum uncovered width of side stack sheers is 152 1/2".
- Include in your uncovered width measurement the desired amount of fabric overlap on the side opposite the fabric stack.

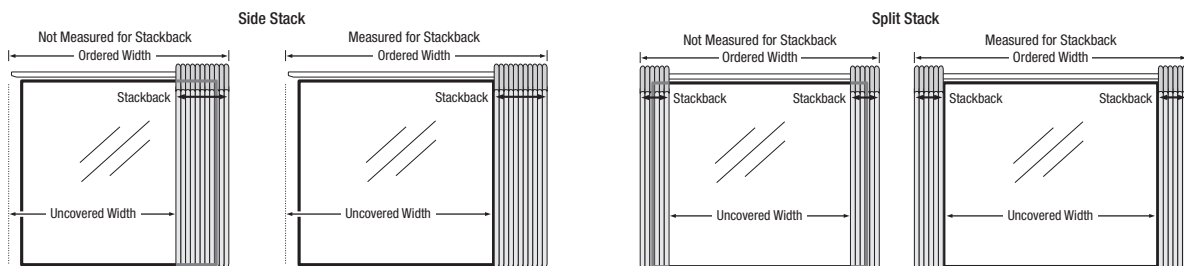
## Split Stack – 3 1/2" Vanes

Uncovered Width Up	Stackback Up To	Ordered Width
6 1/8"	5 1/8" (x 2)	16 3/8"
10 7/8"	5 5/8" (x 2)	22 1/8"
15 5/8"	6 1/8" (x 2)	27 7/8"
20 3/8"	6 5/8" (x 2)	33 5/8"
25 1/8"	7 1/8" (x 2)	39 3/8"
29 3/4"	7 5/8" (x 2)	45"
34 1/2"	8 1/8" (x 2)	50 3/4"
39 1/4"	8 5/8" (x 2)	56 1/2"
44"	9 1/8" (x 2)	62 1/4"
48 3/4"	9 5/8" (x 2)	68"
53 1/2"	10 1/8" (x 2)	73 3/4"
58 1/4"	10 5/8" (x 2)	79 1/2"
62 7/8"	11 1/8" (x 2)	85 1/8"
67 5/8"	11 5/8" (x 2)	90 7/8"
72 3/8"	12 1/8" (x 2)	96 5/8"
77 1/8"	12 5/8" (x 2)	102 3/8"
81 7/8"	13 1/8" (x 2)	108 1/8"
86 5/8"	13 5/8" (x 2)	113 7/8"
91 1/4"	14 1/8" (x 2)	119 1/2"
96"	14 5/8" (x 2)	125 1/4"
100 3/4"	15 1/8" (x 2)	131"
105 1/2"	15 5/8" (x 2)	136 3/4"
110 1/4"	16 1/8" (x 2)	142 1/2"
115"	16 5/8" (x 2)	148 1/4"
119 5/8"	17 1/8" (x 2)	153 7/8"
124 3/8"	17 5/8" (x 2)	159 5/8"
129 1/8"	18 1/8" (x 2)	165 3/8"
133 7/8"	18 5/8" (x 2)	171 1/8"
138 5/8"	19 1/8" (x 2)	176 7/8"
143 3/8"	19 5/8" (x 2)	182 5/8"
148"	20 1/8" (x 2)	188 1/4"
150 3/4"	20 5/8" (x 2)	192"

**Notes:**

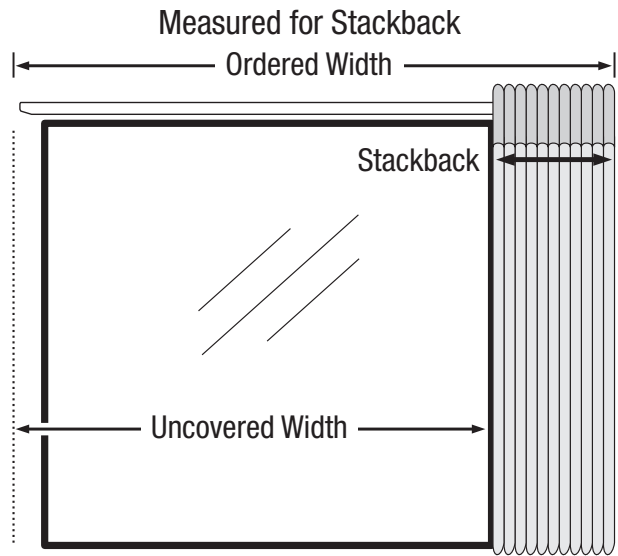
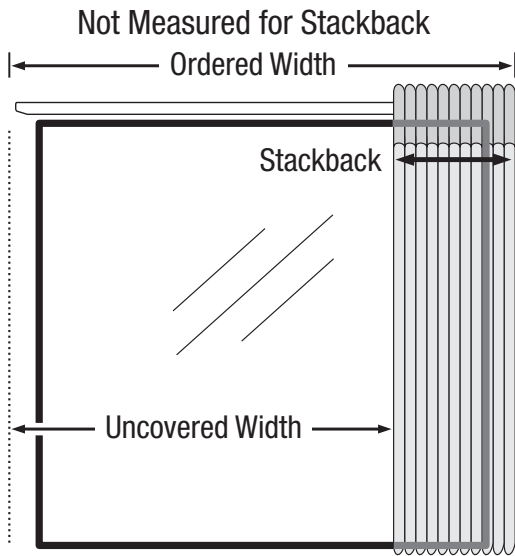
- The maximum uncovered width of split stack sheers is 150 3/4".
- Traveling Wand™ system is not available in a split stack configuration.

**NOTE:** • The above stackback charts account for typical stacking. As with any textile product, some variation is typical.

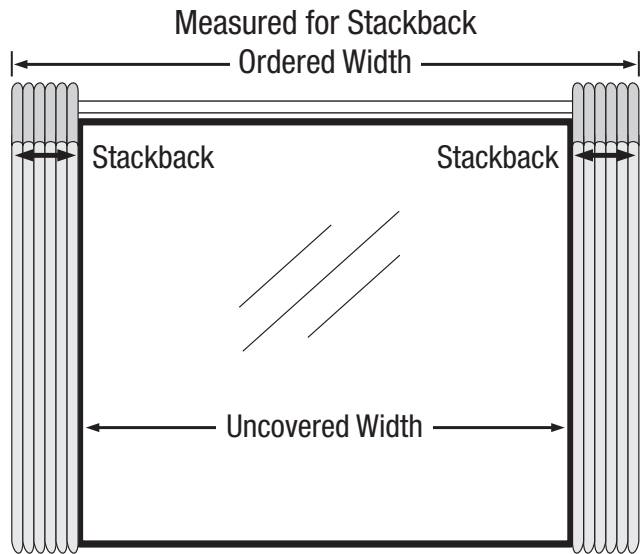
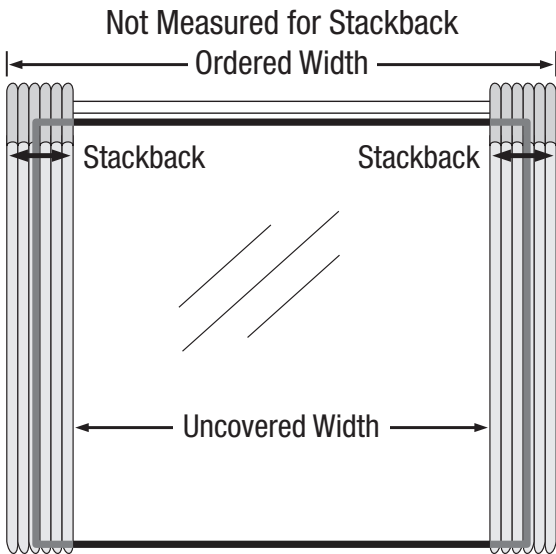


# STACKBACK

## Side Stack



## Split Stack



Midwest  
Designer  
Supply

[www.midwestdesignersupply.com](http://www.midwestdesignersupply.com)

888-523-2611  
262-524-1007 (fax)